

How to Register for CSS Dementia Education

Step 1: Click on this link to get to the CSS Dementia Education Landing page: [Moodle Cloud](#)

Step 2:
To register for CSS Dementia Education, click "Create new account" at the bottom of the page.

 **CSS DEMENTIA EDUCATION**

Username / email [Forgotten your username or password?](#)

Password [Cookies must be enabled in your browser](#)

Remember username

Log in

Is this your first time here?

For full access to this site, you first need to create an account.

Create new account

Step 3:
This page lists all policies related to using the site. Scroll to the bottom and click "Next".

MoodleCloud policy

Policy 1 out of 2

Please read our MoodleCloud policy

Next 

MoodleCloud cookies policy

Policy 2 out of 2

Please read our MoodleCloud cookies policy

COOKIES POLICY

Webhooks from payment processor triggered on subscription change	Payment method details (NOT INCLUDING CREDIT CARD NUMBER)	Moodlecloud site admins
Customer data storage	Any data submitted in the file	MoodleCloud site admins and users

Next 

Step 4:
Please click in the white boxes "I agree to the MoodleCloud policy".
Then click "Next".


Before continuing you need to acknowledge all these policies.

Consent

Please agree to the following policies

MoodleCloud policy


Please refer to the full [MoodleCloud policy](#) if you would like to review the text.

I agree to the MoodleCloud policy 

MoodleCloud cookies policy

Please refer to the full [MoodleCloud cookies policy](#) if you would like to review the text.

I agree to the MoodleCloud cookies policy 

There are required fields in this form marked  .

Next

Cancel



Step 5

To create a new account complete each field.

The ! mark means the box is mandatory.

Write down your username and password as you will need this information to access the course.

Then click, "Create my new account".

New account

▼ Collapse all

▼ Choose your username and password

Username 

Password 

▼ More details

Email address 

Email (again) 

First name 

Last name 


City/town

Country 



Create my new account

Cancel

There are required fields in this form marked  .

Step 6

This box comes up and will direct you to check your email for registration message. Go to your email account. Open email from CSS Education. Then click "Continue".

CSS Dementia Education

[Home](#) / [Confirm your account](#)

An email should have been sent to your address at [REDACTED]

It contains easy instructions to complete your registration.

If you continue to have difficulty, contact the site administrator.

Continue



Step 7:
Email looks like this. Click on blue highlighted link (as circled below) to confirm your account.



CSS Admin (via Dementia Education) <noreply@css.moodlecloud.com>

Wed 2021-10-20 1:24 PM

To: You

Hi,

A new account has been requested at 'CSS Dementia Education' using your email address.

To confirm your new account, please go to this web address:

<https://css.moodlecloud.com/login/confirm.php?data=FEB4TUzbTuq>



In most mail programs, this should appear as a blue link which you can just click on. If that doesn't work, then cut and paste the address into the address line at the top of your web browser window.

If you need help, please contact the site administrator,

Admin User

Step 8
Click "Continue".

CSS Dementia Education

[Home](#) / Your registration has been confirmed

Thanks, [REDACTED]
Your registration has been confirmed

Continue



Step 9:
You are ready to begin the course.
Click on blue "CSS Dementia Education".

The screenshot shows a dashboard with a left sidebar containing navigation links: Home, Dashboard, Calendar, and Private files. The main content area features the 'CSS DEMENTIA EDUCATION' logo and the heading 'Available courses'. Below this heading, there is a link for 'CSS Dementia Education' with a blue arrow pointing to it. A search icon is visible in the bottom right corner of the main content area.

Step 10
Click "Enroll me". Register as a student.

CSS Dementia Education

[Home](#) / [Courses](#) / [CSSDE](#) / [Enroll me in this course](#) / Enrollment options

Enrollment options

 [CSS Dementia Education](#)

▼ [Self enrollment \(Student\)](#)

No enrollment key required.

[Enroll me](#)



Step 11
Click the blue icon "Lesson 1 Warm-up Quiz"

Welcome

Welcome to CSS Dementia Education. To start your training, access the lessons below. Upon completion, you will receive a certificate to give to your supervisor.

Technical issues? Contact anita.looby@alzswp.ca or aaron.brown@alzswp.ca.

Lesson 1 - Understanding Dementia

 [Lesson 1 Warm-up Quiz](#)

To do: View **To do:** Receive a grade

